

# TRAVEL PLAN ANNUAL MONITORING REPORT 2017-18

## Contents

1. Updated Travel Plan Action Plan .....	2
2. Completed Travel Plan Projects 2017-18 .....	2
3. Planned Projects 2018-19 .....	4
4. Travel Survey Results 2018 .....	4
5. Usage Data For Travel Initiatives .....	4
1. Staff HR Benefits .....	4
2. Bus usage .....	5
3. Electric vehicle charging points (EVCPs) .....	6
4. Co-wheels car Club .....	6
5. Easit Discount card .....	7
6. Liftshare .....	7
7. Cycle Skills sessions .....	8
8. Dr Bike sessions .....	8
9. Cycle events .....	8
10. Unicycle bike hire .....	8
11. Readybike .....	8
12. Website hits .....	8
6. Conclusion and Future Reports .....	9

# 1. UPDATED TRAVEL PLAN ACTION PLAN

For the full Travel Plan Action Plan please see the following link:

# 2. COMPLETED TRAVEL PLAN PROJECTS 2017-18

Project	Cost to Travel Plan Budget 2017-18	Total Project Cost	Impact
Travel Survey 2018	£3000	£3000	Monitoring progress against targets. Collating feedback on what further initiatives would encourage staff and students to travel more sustainably including on and off campus routes improvement requests. Understanding business travel.
Amendments to parking permit data recording system.	£1,622	£3200	Updated WREN data categories to better match the current permit types issued to allow better monitoring and understanding of what parking permits we issue going forwards.
New bus shelters installed at Greenlands	£2,040	£8160	25% Travel Plan; 25% E&F; 50% Hambledon Parish Council. Unfortunately one had an accident with a bus shortly after installation and had to be removed.
<b>Cycle safety promotion:</b> <ul style="list-style-type: none"> <li>• Cycle skills sessions and cycle safety promotion from Avanti</li> <li>• On your bike cycle and safety equipment sales</li> <li>• Dr Bike monthly bike maintenance sessions – free to users</li> <li>• Hosting Reading Bicycle Kitchen</li> </ul>	£11400   £0   £988   £0	£11400   £0   £988   £0	107 person hours of cycle training were provided in 61 training sessions. 55 unique attendees.  Lots of seeds planted for wider promotion next year.  New students looking to get a cheap bicycle provided the opportunity to buy one that is not stolen and encouraged to purchase lights and locks and sign up for training at the same time.  13 Dr Bike sessions held on Whiteknights, 1 at London Road, with approximately 300 attendees over the year. Making sure staff and student bicycles are safely maintained.  Staff and student learn how to maintain their own bicycles.

<ul style="list-style-type: none"> <li>• Cycle maintenance equipment made available to borrow from Security Services</li> </ul>	£0	Was prize money	Basic bicycle maintenance equipment available for staff and students to use when needed.
<ul style="list-style-type: none"> <li>• September 2017 Bike Breakfast</li> </ul>	£183		Positive reward for those choosing to cycle to the University.
<ul style="list-style-type: none"> <li>• Cycle light up events, lights and printing costs)</li> </ul>	£1,326	£1,326	(emergency lights giveaways – how many given?
<b>Cycle Parking installations:</b> <ul style="list-style-type: none"> <li>• Blandford Lodge cycle parking replaced</li> </ul>	£595	£595	Insecure butterfly type stands were replaced with Sheffield style hoops that were reused from Lyle Building to provide more secure parking and increased capacity.
<ul style="list-style-type: none"> <li>• Cycle parking maintenance and cleaning</li> </ul>	£2,073		Some of the payment went into next year
<b>Route improvements</b> <ul style="list-style-type: none"> <li>• Widened path from Friends Bridge to Hopkins</li> </ul>	£79,137	£79,137	Providing more space for cyclists and pedestrians to share safely.
<ul style="list-style-type: none"> <li>• Completion of path widening from Meteorology to Friends Bridge</li> </ul>	£20,911		Work commenced in 2016-17.  This path received significantly fewer complaints in the Travel survey from previous years following the widening, moving from the area with most complaints to much further down.
<ul style="list-style-type: none"> <li>• Car Park 2 cycle safety works</li> </ul>	£6,458	£6,458	Improvements to junction safety in car park 2 by blocking off the row entrance by the main car park entrance.
<ul style="list-style-type: none"> <li>• Path at rear of Palmer</li> </ul>	£5,047	£5,047	
Design of new general travel information leaflet and shower map update. Website improvements	£782.00	£782.00	Improved information on travel options for new staff, students and visitors.
Website improvements	£0	£0	High levels of page hits.
Easit scheme membership	£2,475	£2,475	Number of cardholders has increased slightly to 150. Number of registered staff has increased substantially to 531 from 331 in 2017.
Liftshare licence fee	£2,764	£2,764	
Car parking administration and car park maintenance	£30,000	£30,000	Parking administration and maintenance.
<b>Total spend</b>	<b>£170805</b>		

### 3. PLANNED PROJECTS 2018-19

See also Travel Plan Action Plan update.

Project	Project Cost
Printing and distribution of new ABC leaflet	£1000
Cycle parking at Miller (part of the Library project	£0 as part of Library project
Cycle shelter at JJT	£3000
Route improvements	£70000
Shower review	£1000
Liftshare review	£2000
Cycle skills sessions and cycle safety promotion including Dr Bike	£14000
Easit scheme membership	£2,475
Cycle parking maintenance and cleaning	£3000
Car parking administration and car park maintenance	£30,000

### 4. TRAVEL SURVEY RESULTS 2018

See separate Travel Survey Report

### 5. USAGE DATA FOR TRAVEL INITIATIVES

This section provides an update on uptake and usage of travel initiatives up to 2017-2018, where data is available. The first of these reports was produced for the 2016-17 academic year. The intention is to expand the range of data summaries provided as more data becomes available.

#### 1. STAFF HR BENEFITS

The University runs a number of salary sacrifice schemes and travel benefits available to staff. Many of these encourage sustainable travel.

HMRC removed the eligibility of many of these salary sacrifice schemes from end of March 2017. Mycar car purchase scheme is now only available for ultra low emission vehicles. The Bus+ salary sacrifice scheme was removed and we have worked with Reading Buses to provide a new discounted bus pass scheme (Bus to work).

Staff benefits take up data for the 2017/18 and 2016/17 academic years:

Scheme	Scheme description and notes	New applicants	Number of participants as at 31 <sup>st</sup> July:
--------	------------------------------	----------------	---

		2017/18	2018	2017
<b>Mycar</b>	Purchase a car through Salary Sacrifice (from 1 <sup>st</sup> April 2017 only available on Ultra Low Emission Vehicles). Participation lasts 36 months.	2	14	23
<b>Cycle2work</b>	Salary sacrifice bicycle purchase	30	30	34
<b>Season Ticket Loans</b>	For rail travel (lasts for 10 months)	9	9	12
<b>Bus to work - annual</b>	Replacement scheme for Bus+ salary sacrifice. The cost of the bus pass is significantly discounted and is deducted from net salary in equal instalments over 3 or 12 months.	101	101	24
<b>Bus to work - 90 day</b>		46	46	0
<b>Bus+</b>	Salary Sacrifice Bus pass purchase. Closed to new applicants from 31 <sup>st</sup> March 2017.	0	0	94

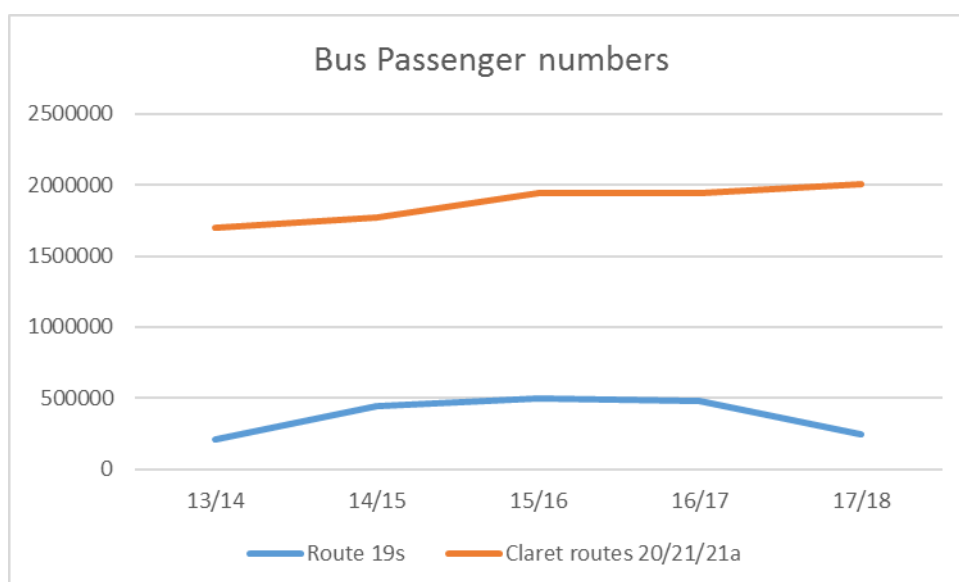
## 2. BUS USAGE

The main bus route that comes onto campus is University branded claret 21/21a which travels from the train station, through town, past London Road campus, through Whiteknights Campus, and on to Lower Earley. This currently runs every 7.5 minutes during the day in term time, and every 30 minutes at night.

Bus route 19/12 runs through Woodley along the north edge of Whiteknights Campus and into town. Historically some of this route was run by route number 20 which formerly (2013) ran through campus as part of the clarets, so their passenger figures were combined.

The passenger figures are for the route as a whole, not just University traffic.

Fig x shows total annual bus passenger numbers. Passenger numbers on the clarets increased only very slightly in 2017/18 from the previous year, following a number of years of much greater increases. Route 19's dropped substantially which would be due to a drastic fall in their frequency.



Bus Boost tickets are now eligible to all University of Reading students after a campaign (previous year was only under 21s)

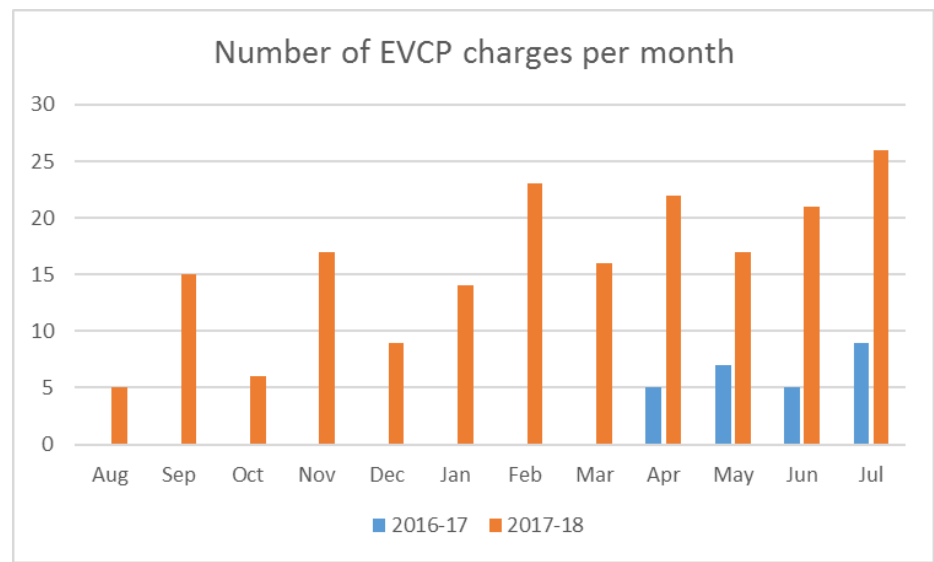
### 3. ELECTRIC VEHICLE CHARGING POINTS (EVCPS)

The University installed EVCP's in the Sports Park pay and display car park in April 2017. There are two charge-points with the possibility to charge four vehicles at once. They are managed via the Chargemaster Polar system.

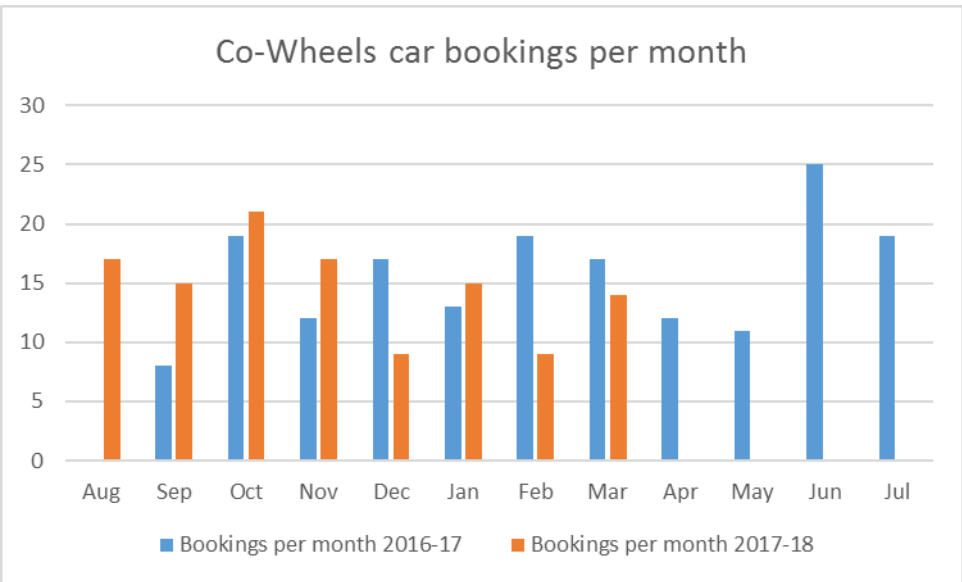
**Costs:** They were installed with a 3 years costs programme so do not currently cost the Travel Plan anything, but will attract data and maintenance fees from April 2019.

The figure shows that after a fairly slow start, Usage is increasing.

While there is a level of demand for EVCPS at other locations at the University, this is not currently a priority for funding from the Travel Plan, as electric vehicles contribute to congestion, and the current points are not used near to capacity.

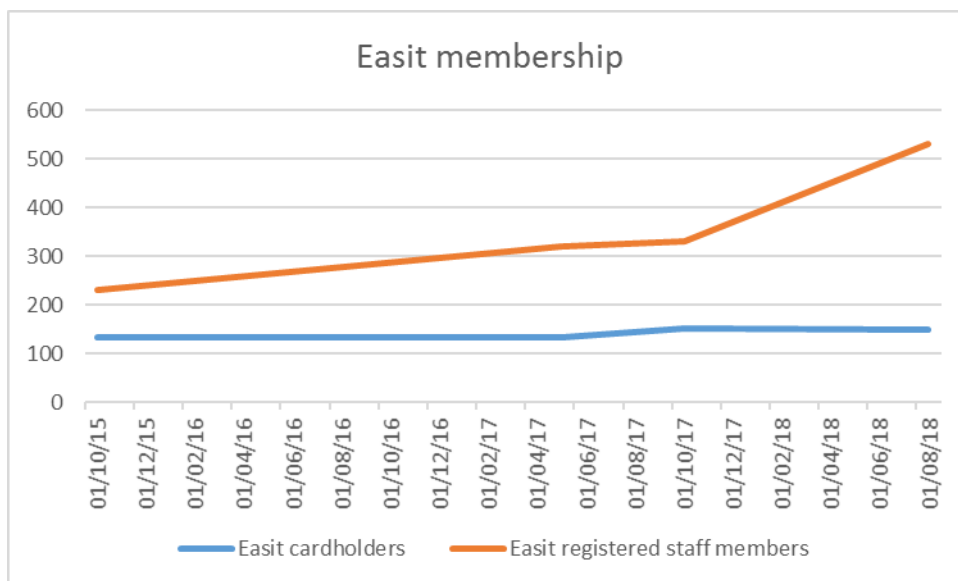


The first Co-wheels car club car was installed on Whiteknights Campus in September 2016. It is sited at Dunsden Crescent in Park Group halls. This location was selected as providing easy vehicular access to off campus and close proximity to student halls.



## 5. EASIT DISCOUNT CARD

The easit network provides a number of travel related discounts. Some of which are available through registering online, and others require the purchase of an easit card at £5 per year. The most popular discount is 15% off for rail travel for commuters into Reading (this requires the card to have been purchased). These discounts are available for staff only.



## 6. LIFTSHARE

The University has a Liftshare membership and its own web address [www.rucarsharing.com](http://www.rucarsharing.com), to encourage carsharing and enable those wishing to car share to find sharing partners. Usage of the site over the last couple of years is shown below. Liftshare have a new monitoring site since early 2017 so full data prior to 2016 is not available. Usage levels of the site remain not very high.

Year	2018	2017	2016	2015
Total number of site members	270	284	391	364
New members (academic year)	58	22	45	n/a
Requests to share	17	10	9	6
Replies to requests to share	22	25	23	4
Number of new sharing teams	6	1	2	0

## 7. CYCLE SKILLS SESSIONS

A range of activities and initiatives promoting cycling are run throughout the year. 2017-18 saw a big push on promotion of cycle skills sessions to improve cycle skills of students and staff. In 2018-19 the programme is continuing, building on the momentum from the previous year.

- A total of 33 'Back on bike' sessions were held during the year, with 65 attendees.
- A total of 28 'Urban Commuting' sessions were held, with 42 attendees.
- Some students attended more than one session, so the total number of individuals attending a course was 55.

## 8. DR BIKE SESSIONS

### Dr Bike free maintenance

These sessions continue to be extremely popular. Dr Bike visited the campus on 12 occasions for a total of 34 hours, providing free at point of use bicycle maintenance for roughly 230 staff and students.

## 9. CYCLE EVENTS

- On Your Bike day October
- Light Up in Greenweek
- On Your Bike day (2<sup>nd</sup> hand bike sale) January
- Leisure rides: A total of 3 leisure rides were run with a total of 7 attendees.
- Ride leader training for volunteers
- The cycle mailing list had 320 members as at 31 July 2018.
- Usage of bicycle maintenance equipment
- Attendees at Reading Bicycle Kitchen sessions on campus.

## 10. UNICYCLE BIKE HIRE

Unicycle is the bike hire scheme run through RUSU where students and staff can hire a recycled bicycle by the term or the year. Hire includes use of lights and a lock for the duration of the hire. This year, staff changes at RUSU meant that they were unfortunately unable to hire out bikes during the year other than at the October start of term.

	2015-16	2016-17	2017-18
Number of Unicycle annual hires	23	18	11

## 11. READYBIKE

Readybike was launched across Reading in June 2014, with four docking stations on and around the University campuses. UOR Whiteknights and Christchurch Green stations were consistently in the top ten most used docking stations. The most popular destination for these stations was Reading Station South or circular trips returning to the start point.

Anecdotal usage of Readybike has declined over the last year, however no data has been provided.

## 12. WEBSITE HITS

The cycle webpages had over 2000 hits in 2017-18.



## **6. CONCLUSION AND FUTURE REPORTS**

Data on parking permits issued will be provided in next year's report following improvements made to the WREN storage system this year. We will also look to use ANPR data.